

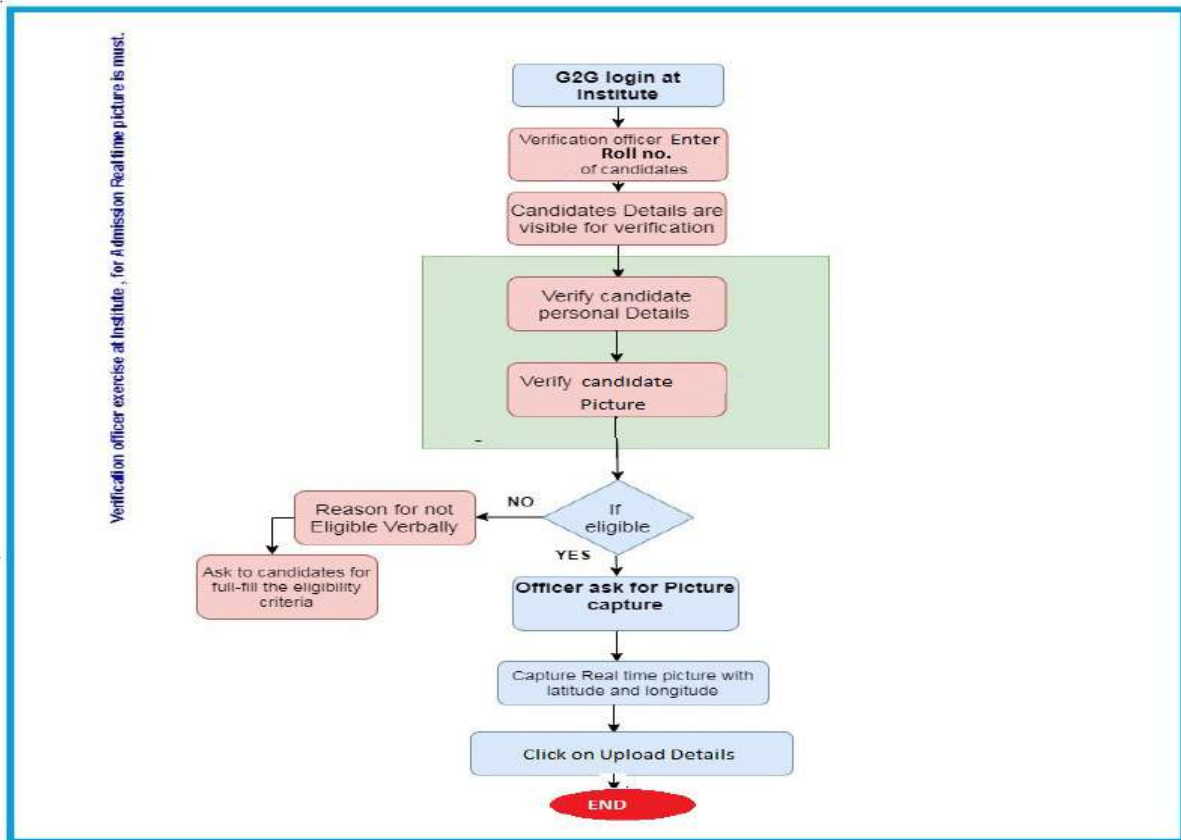
संस्था स्तर काउंसलिंग (CLC) चरण की प्रवेश प्रक्रिया में अभ्यर्थियों के रियल टाइम फोटो कैप्चर प्रक्रिया का समावेश किया गया है अतः संस्था स्तर पर प्रवेश प्रदान करने के पूर्व अभ्यर्थी का फोटो मोबाइल एप्प **APK** के माध्यम से निम्नानुसार कैप्चर किया जाना सुनिश्चित करे।

Steps to Follow for capturing candidate's photo through Mobile APP:

**To download Mobile app use the link "Please install this APK for CLC round verification process, else can not report any candidate" available at 'document verification and reporting tab' under your institute login.**

- \* Open Mobile App.
- \* Login through your G2G Credentials and can generate PIN.
- \* Candidate Verification
- \* Select Enter Roll No
- \* Check Candidate Details, Click NEXT & CONTINUE
- \* Click to Capture Image.
- \* Click on Tick button, if image is okay
- \* After upload candidate photo, click on Refresh button at web page

#### Flow of Mobile app for CLC Round at institute



**NOTE:-** Mobile app photo picture is the process only for those candidates, those are eligible for the admission at your institutes before Register candidate for branch wise admission.

Just refresh and you will get the image of candidate which was click by you, through mobile App

**Q:** From where I can get this APK file to install in my mobile phone?

**A:** You just need to login at mobile phone with your institute id password at G2G login. You will find the link as mentioned in the below attachment


S.No	Application Name/Details	Start Date	End Date	Action
1	COLLEGE LEVEL COUNSELLING			
	CANDIDATE ENTRY FORM FOR ATTENDANCE PURPOSE ONLY	Oct 09 2021	25 Oct 2021	<a href="#">Click Here</a>
	CLC DOCUMENT VERIFICATION <small>IF VERIFICATION NOT DONE FROM HELPCENTER</small>	Oct 16 2021	16 Oct 2021	<a href="#">Upcoming</a>
	CLC DOCUMENT VERIFICATION <small>IF VERIFICATION NOT DONE FROM HELPCENTER</small>	Oct 09 2021	09 Oct 2021	<a href="#">Closed</a>
	REGISTER CANDIDATE FOR BRANCH WISE ADMISSION <small>STEP - 1</small>	Oct 09 2021	09 Oct 2021	<a href="#">Closed</a>
	CLC ADMISSION IN EWS SEATS <small>(AFTER VERIFICATION FROM HELPCENTER)</small>	Oct 16 2021	16 Oct 2021	<a href="#">Upcoming</a>
	CLC ADMISSION IN EWS SEATS <small>(AFTER VERIFICATION FROM HELPCENTER)</small>	Oct 09 2021	09 Oct 2021	<a href="#">Closed</a>
	ADMISSION/REPORTING FOR CLC <small>STEP - 4</small>	Oct 16 2021	16 Oct 2021	<a href="#">Upcoming</a>
	REGISTER CANDIDATE FOR BRANCH WISE ADMISSION <small>STEP - 1</small>	Oct 16 2021	16 Oct 2021	<a href="#">Upcoming</a>
	ADMISSION/REPORTING FOR CLC <small>STEP - 4</small>	Oct 09 2021	09 Oct 2021	<a href="#">Closed</a>
	Please install this apk for CLC round verification process, else can not report any candidate.	Oct 08 2021	25 Oct 2021	<a href="#">Click Here</a>
2	REPORTING			

Just download this file and extract in your android mobile phone, then install and provide all the permissions required by app

Login through App shown in your mobile phone as mentioned in below attachment



Enter your insitute ID and Password as mentioned in below screen





### Candidate Verification

Physical Verification of Candidate



[Click Here](#)

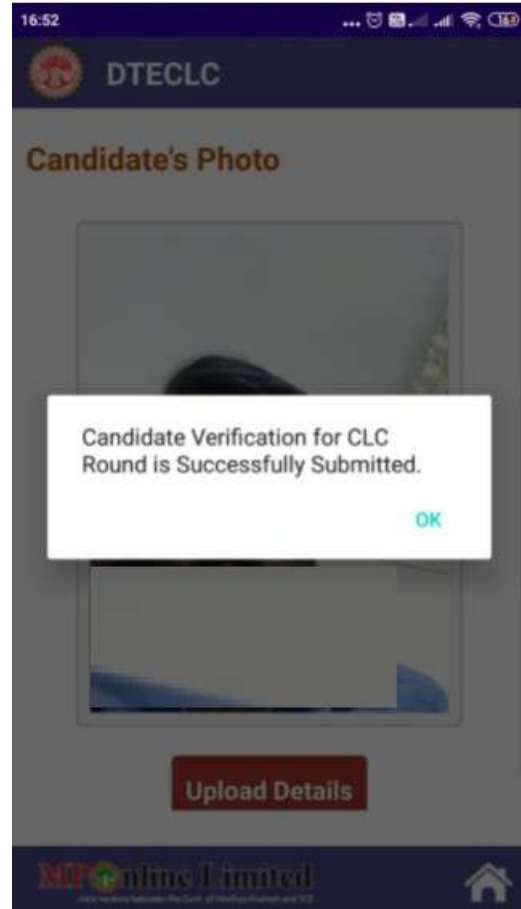
18039825

[Get Details](#)

### Candidate's Details

Roll No	: 18039825
Name	: SIMR
Father Name	: DHA
Mother Name	: BINDVA
DOB	: 03-09-1998 00:00:00
Gender	: Male
Category	: --





**Process of Photo Capture through mobile app is now completed.  
Switch to Institute login for next step on PC/Desk Top.**

At **REGISTER CANDIDATE FOR BRANCH WISE ADMISSION** screen you will get two pictures, one you had clicked at institute and one which was uploaded by candidate at the time of registration.

Skip to Navigation | Skip to Main Content | हिन्दी Home | Contact us mppt\_99999 | Update Profile | Sign Out

**Directorate Technical Education**  
Government of Madhya Pradesh

**तकनीकी शिक्षा संचालनालय**  
मध्यप्रदेश शासन

Directorate of Technical Education (M.P.) Online Off Campus Counselling (CLC Round) | REGISTER CANDIDATE FOR BRANCH WISE ADMISSION

College Name: Test college

**Please install this apk for CLC round verification process, else can not report any candidate. To Download APK file Click here**


Branch: BCC

Vacancy Status						
SNo.	Institute Code	Branch	Registered	Admitted	Total Vacancy	Remaining Vacancy
1	99999	BCC	0	2	5	3

Roll No. / Application No.

[Get Detail](#)


Personal Detail( Filled by the candidate)

Roll No. / Application No.	180264405019			
Applicant's name	SHASHANK	Date of Birth (DD/MM/YYYY)	27 March 2000	
Father's Name	FATHER	Mother's Name	MOTHER	
Gender	Male	Domicile of Madhya Pradesh	Yes	
Category	UR	Class	X	
Mobile no (10 digit)	*****48	Email id	*****ank.pancholi@mponline.gov.in	
Total maximum marks	500	Total marks Obtained	450	


(स्कूल/सिप एवं अन्य शासकीय सुविधाओं हेतु आरक्षित श्रेणी के अभ्यर्थी निकट पास वैध प्रमाण पत्र है, अनिवार्य रूप से श्रेणी का उल्लेख करें)

Candidate Category  UR

Select Allotment Category



(Uploaded By Candidate)



[Refresh](#)

(Uploaded By Institute)  
(Longitude:77.3918673, Latitude:23.2426145)

**Follow below steps for capturing candidate photo through Mobile APP:**


- Please install this apk for CLC round verification process, else can not report any candidate. To Download APK file Click here
- Open MP Mobile App.
- Click on DTE Counselling Icon.
- Click on Upload CandidatePhoto
- Login through your G2G Credentials.
- Select Enter Roll No
- Check Candidate Details, Click and Upload Photo.
- After upload candidate photo, click on Refresh button

संस्था द्वारा अभ्यर्थी की फोटो अपलोड की गई है एवं अभ्यर्थी की फोटो का विलान कर लिया गया है।

परे द्वारा अभ्यर्थी के सामने आवश्यक दस्तावेज एवं मूल अंकपुस्तिका की जांच कर ली गयी है, वह सभी विषयों में उतीर्ण है। अभ्यर्थी द्वारा अपलोड किये गए दस्तावेज पठनीय हैं एवं अभ्यर्थी की पात्रता इसी सुनिश्चित कर प्रवेश की कार्यवाही की गई है।

[Submit](#)

After completion of "REGISTER CANDIDATE FOR BRANCH WISE ADMISSION", Lock final Admission through "ADMISSION/REPORTING FOR CLC" Link.

Copyright © 2020  MPOnline Limited

Site best viewed in Microsoft Internet Explorer 10+, Mozilla Firefox and Google Chrome in 1024x768 resolution.

Now after registration at institute you can complete the Admission process.

**IF any issue in Mobile app after installation, please follow the below steps**

- CLC mobile App
- Go in app setting
- Clear all data of the CLC app
- Then uninstall the application
- Install application again and provide all the permission for this app